

# WORLD CHRISTIAN ENCYCLOPEDIA

A comparative survey of churches and  
religions in the modern world

SECOND EDITION

David B. Barrett  
George T. Kurian  
Todd M. Johnson

Volume 1:  
The world by countries:  
religionists, churches, ministries

OXFORD  
UNIVERSITY PRESS

2001

OXFORD  
UNIVERSITY PRESS

Oxford New York  
Athens Auckland Bangkok Bogotá Buenos Aires Calcutta  
Cape Town Chennai Dar es Salaam Delhi Florence Hong Kong Istanbul  
Karachi Kuala Lumpur Madrid Melbourne Mexico City Mumbai  
Nairobi Paris São Paulo Shanghai Singapore Taipei Tokyo Toronto Warsaw

and associated companies in  
Berlin Ibadan

Copyright © 2001 by David B. Barrett

Published by Oxford University Press, Inc.,  
198 Madison Avenue, New York, New York 10016  
www.oup.com

Oxford is a registered trademark of Oxford University Press

All rights reserved. No part of this publication may be reproduced,  
stored in a retrieval system, or transmitted, in any form or by any means,  
electronic, mechanical, photocopying, recording, or otherwise,  
without the prior permission of Oxford University Press.

Library of Congress Cataloging-in-Publication Data

World Christian encyclopedia : a comparative survey of churches  
and religions in the modern world / David B. Barrett,  
George T. Kurian, Todd M. Johnson.—2nd ed.

p. cm.

Includes bibliographical references and index.

1. Christianity. 2. Christian sects. 3. Ecclesiastical geography. 4. Christianity—Statistics.  
I. Barrett, David B. II. Kurian, George Thomas. III. Johnson, Todd M.

BR157 .W67 2000 230'.003—dc21 99-057323

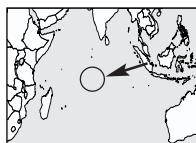
ISBN 0-19-507963-9 (set)

ISBN 0-19-510318-1 (vol. 1)


ISBN 0-19-510319-X (vol. 2)

1 3 5 7 9 8 6 4 2

Printed in the United States of America  
on acid-free paper



# BRITISH INDIAN OCEAN TERRITORY



## SECULAR DATA, AD 2000

### STATE

**Official name:** The Crown Colony of the British Indian Ocean Territory.

**Short name:** British Indian Ocean Territory.

**Adjective of nationality:** of British Indian Ocean Territory.

**Flag:** That of the UK (Britain).

**Area:** 60 sq. km. (23 sq. mi.).

**Government:** Crown colony of the United Kingdom (Britain), formed 1965.

**Legislature:** One commissioner, one administrator.

**Official language:** English.

**Monetary unit:** 1 pound sterling (£) = 100 new pence. **US\$1** = £ 0.59.

**Chief cities:** DIEGO GARCIA 1,000.

**Political divisions:** 1 province.

**Armed forces:** 1,000.

### DEMOGRAPHY

**Population:** 2,000.

**Population density:** 33.3/sq. km. (86.9/sq. mi.).

**Under 15 years:** 1,000.

**Growth rate p.a.:** 0.83% (births 15.78, deaths 6.55).

**Mortality: Infant, per 1,000:** 13.9; **Maternal per 100,000:** 20.0.

**Life expectancy:** 73 (male 69, female 76).

**Household size:** 4.0. **Floor area per person, sq.m:** 16.0.

**Major languages:** English, Creole.

**Urban dwellers:** 100.00%. **Urban growth rate p.a.:** 0.00%.

**Labor force:** 50%.

### ETHNOLINGUISTIC PEOPLES

91.7% Creole (Mulatto); 5.0% USA White; 2.0% British; 1.0% French.

### ECONOMY

**National income p.a. per person:** US\$5,000; **per family:** US\$20,000.

### EDUCATION

**Adult literacy:** 65% (male 70%, female 60%). **Schools:** 1.

**Universities:** 0. **School enrolment:** female/male: 80%/80%.

### HEALTH

**Access to health services:** 75%. **Access to safe water:** 100%.

**Hospitals:** 1 (40 beds per 10,000). **Doctors:** 10.

**Blind:** 10. **Deaf:** 100. **Murder rate:** 2. **Lepers:** 0.

### LITERATURE

**New book titles p.a.:** 1 (400 p.a. per million). **Periodicals:** 0.

**Newspapers:** 0 dailies.

### COMMUNICATION (per 1,000 people)

**Phones:** 300 (20% mobile). **Radios:** 800. **TV sets:** 250.

**Daily newspaper circulation:** <1. **Computers:** 700.

### HUMAN LIFE AND LIBERTY (optimum condition=100.0%)

**HDI:** 75.0. **HSI:** 75.0. **HFI:** 70.0. **EFL:** 40.0.

Country Table 1. Religious adherents in the British Indian Ocean Territory, AD 1900-2025.

Name	1900		1970		mid-1990		Annual change, 1990-2000			mid-1995		mid-2000		mid-2025		
	Adherents	%	Adherents	%	Adherents	%	Natural	Conversion	Total	Rate	Adherents	%	Adherents	%	Adherents	%
<b>Christians</b>	200	40.0	900	45.0	900	45.0	0	3	3	0.27	919	46.0	925	46.3	970	48.5
<i>PROFESSION</i>																
<b>professing Christians</b>	200	40.0	900	45.0	900	45.0	0	3	3	0.27	919	46.0	925	46.3	970	48.5
<i>AFFILIATION</i>																
unaffiliated Christians	0	0.0	300	15.0	0	0.0	0	2	2	37.97	19	1.0	25	1.3	40	2.0
<b>affiliated Christians</b>	200	40.0	600	30.0	900	45.0	0	0	0	0.00	900	45.0	900	45.0	930	46.5
Roman Catholics	150	30.0	500	25.0	700	35.0	0	0	0	0.00	700	35.0	700	35.0	720	36.0
Anglicans	50	10.0	100	5.0	200	10.0	0	0	0	0.00	200	10.0	200	10.0	210	10.5
<i>Trans-megabloc groupings</i>																
Evangelicals	0	0.0	0	0.0	10	0.5	0	0	0	0.00	10	0.5	10	0.5	20	1.0
Pentecostals/Charismatics	0	0.0	20	1.0	105	5.3	0	1	1	0.65	110	5.5	112	5.6	140	7.0
<b>Great Commission Christians</b>	40	8.0	400	20.0	470	23.5	0	1	1	0.21	470	23.5	480	24.0	430	21.5
Hindus	250	50.0	900	45.0	800	40.0	0	-4	-4	-0.45	771	38.6	765	38.3	720	36.0
Muslims	50	10.0	200	10.0	200	10.0	0	-3	-3	-1.33	185	9.3	175	8.8	150	7.5
Nonreligious	0	0.0	0	0.0	100	5.0	0	4	4	3.05	125	6.3	135	6.8	160	8.0
World A (unevangelized persons)	200	40.0	400	20.0	120	6.0	0	-5	-5	-4.59	90	4.5	76	3.8	60	3.0
World B (evangelized non-Christians)	100	20.0	700	35.0	980	49.0	0	2	2	0.19	991	49.5	999	49.9	970	48.5
World C (Christians)	200	40.0	900	45.0	900	45.0	0	3	3	0.27	919	46.0	925	46.3	970	48.5
<b>Country's population</b>	<b>500</b>	<b>100.0</b>	<b>2,000</b>	<b>100.0</b>	<b>2,000</b>	<b>100.0</b>	<b>0</b>	<b>0</b>	<b>0</b>	<b>0.00</b>	<b>2,000</b>	<b>100.0</b>	<b>2,000</b>	<b>100.0</b>	<b>2,000</b>	<b>100.0</b>

### COLUMNS, ROWS.

For meanings and definitions, see Codebook (Part 3). Note that, by definition, total 'Christians' = professing + crypto-Christians, which

also = affiliated + unaffiliated Christians, and also = Great Commission Christians + latent Christians. Percentages may not always total exactly, due to rounding.

### CENSUSES.

No religion question has been asked.

**Country status.** The British Indian Ocean Territory is a group of islands with strategic importance in the middle of the Indian Ocean, mainly the Chagos Archipelago. There are no permanent residents but British and American naval personnel are stationed on Diego Garcia.

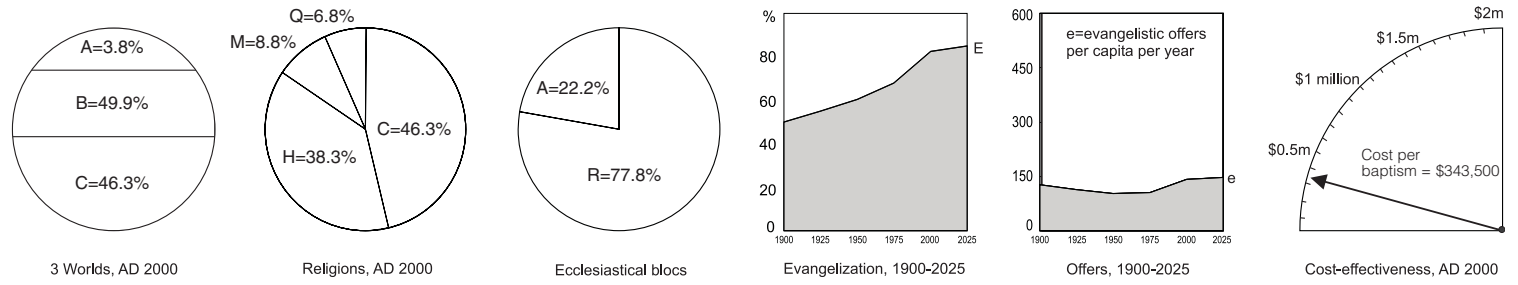
## HUMAN LIFE AND LIBERTY

**Human rights and freedoms.** The situation of the original indigenous inhabitants was controversial for some years until its satisfactory resolution. Human rights are similar to those in Britain.

## NON-CHRISTIAN RELIGIONS

The inhabitants of this territory are indigenous Indian Ocean peoples. Transient workers, they are mostly Hindu with a minority of Muslims. Neither group has any permanent facilities or organized events for worship.

Great Commission Instrument Panel: status of the British Indian Ocean Territory (for explanation see start of Part 4)



Country summary. Worlds A, B, C by ethnolinguistic peoples, cities, and major civil divisions in the British Indian Ocean Territory.																												
World	Num	Pop 2000	C%	PEOPLES				CITIES				Num	Pop 2000	C%	CIVIL DIVISIONS													
				Christians	E%	U%	Unevangelized	Christians	E%	U%	Unevangelized				Christians	E%	U%	Unevangelized										
A	0	0	0.00	0	0	0	0	0	0	0	0	0.00	0	0	0	0	0	0	0	0	0	0	0	0	0	0		
B	2	1,840	42.01	773	96	4	74	1	1,000	45.00	450	96	4	38	1	2,000	45.00	900	96	4	75	0	0	0	0	0	0	0
C	3	160	79.38	127	100	0	0	0	0	0	0.00	0	0	0	0	0.00	0	0	0	0	0	0	0	0	0	0	0	
<b>Total</b>	<b>5</b>	<b>2,000</b>	<b>45.00</b>	<b>900</b>	<b>96</b>	<b>4</b>	<b>74</b>	<b>1</b>	<b>1,000</b>	<b>45.00</b>	<b>450</b>	<b>96</b>	<b>4</b>	<b>38</b>	<b>1</b>	<b>2,000</b>	<b>45.00</b>	<b>900</b>	<b>96</b>	<b>4</b>	<b>75</b>							

CHRISTIANITY

There are no resident clergy in the territory. The Anglican and Catholic communities are served by visiting priests. Most Christians are among the British and American military personnel, and none have this territory as their permanent home. The territory is administered under the Catholic diocese of Port Louis (Mauritius) and the Anglican diocese of Mauritius.

**Indigenous missions.** No indigenous mission has been undertaken by Christians in British Indian Ocean Territory.


FUTURE TRENDS AND PROSPECTS

There is little religious change expected in the next 30 years in British Indian Ocean Territory.

Beyond 2025, nonreligious persons are expected to increase and exceed 10% of the population by AD 2050.

BIBLIOGRAPHY

*Limuria, the lesser dependencies of Mauritius.* R. Scott. 1961; reprint, Westport, CT: Greenwood Press, 1976. 324p.  
*Peak of Limuria: the story of Diego Garcia.* R. Edis. London: Bellew, 1993. 128p.



Crucifixion of Christ (Ethiopic manuscript) on Easter 1973 postage stamp.

Country Table 2. Organized churches and denominations in the British Indian Ocean Territory.														
Official name (bold type = church with over 10% of all affiliated)	Begun	Type	Counc	Congs	Adults	Affiliated 1970	Affiliated 1995	G%	Names, notes, and other statistics (see Codebook, Part 3)					
1	2	3	4	5	6	7	8	9	10					
<b>Anglican Church (D Mauritius)</b>		A-Hig	aw...	2	100	100	200	0.05	Under Diocese of Mauritius, in CPIO. No resident clergy; periodic visits. In D Port Louis (Mauritius), D Port Victoria (Seychelles). Annual visit by priest.					
<b>Catholic Church</b>		R-Lat	P.S...	10	500	500	700	0.05						
<b>Totals</b>				<b>12</b>	<b>600</b>	<b>600</b>	<b>900</b>							
<i>Churches, members, growth, 1900-2025</i>				<i>Congs</i>	<i>Adults</i>	<i>Affiliated</i>	<i>G%</i>	<i>Total denominations</i>						
Total churches, members, and denominations (mid-1900)				1	120	200	1.58	1	O	R	A	P	I	m
Total churches, members, and denominations (mid-1970)				2	350	600	1.58	2	0	1	1	0	0	0
Total churches, members, and denominations (mid-1990)				10	600	900	2.05	2	0	1	1	0	0	0
Total churches, members, and denominations (mid-1995)				12	600	900	0.00	2	0	1	1	0	0	0
Total churches, members, and denominations (mid-2000)				12	600	900	0.00	2	0	1	1	0	0	0
Total churches, members, and denominations (mid-2025)				20	620	930	0.13	2	0	1	1	0	0	0
Total churches, members, and denominations (mid-2000)				12	600	900	0.00	2	0	1	1	0	0	0
Total churches, members, and denominations (mid-2025)				20	700	930	0.13	2	0	1	1	0	0	0